



GRANITE

WAREHOUSE MANAGEMENT SYSTEM



Enabling best practices for your warehouse processes

Accuracy - Efficiency - Integrity

Introduction

GraniteWMS is a simple and inexpensive Warehouse Management System designed with the needs of the small to mid-level warehouse in mind.

It is easy to use and provides efficient and accurate warehouse management.

GraniteWMS allows for full traceability, granularity, and visibility of your stock.



GRANITE
WAREHOUSE MANAGEMENT SYSTEM

**With GraniteWMS
every process in
your warehouse
is mapped to a
process flow
driven by barcode
scanning**

- Identify the item
- Identify the location
- Track each user on the scanner
- Group items by code, location, tracking barcode, serial number or batches
- Record every transaction
- Communicate with your GraniteWMS Database
- Report using the GraniteWMS Desktop application

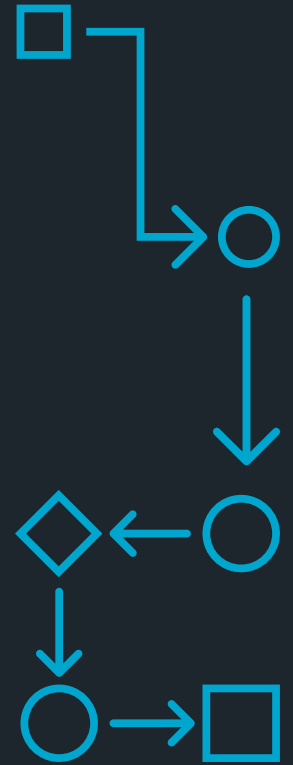


GRANITE
WAREHOUSE MANAGEMENT SYSTEM

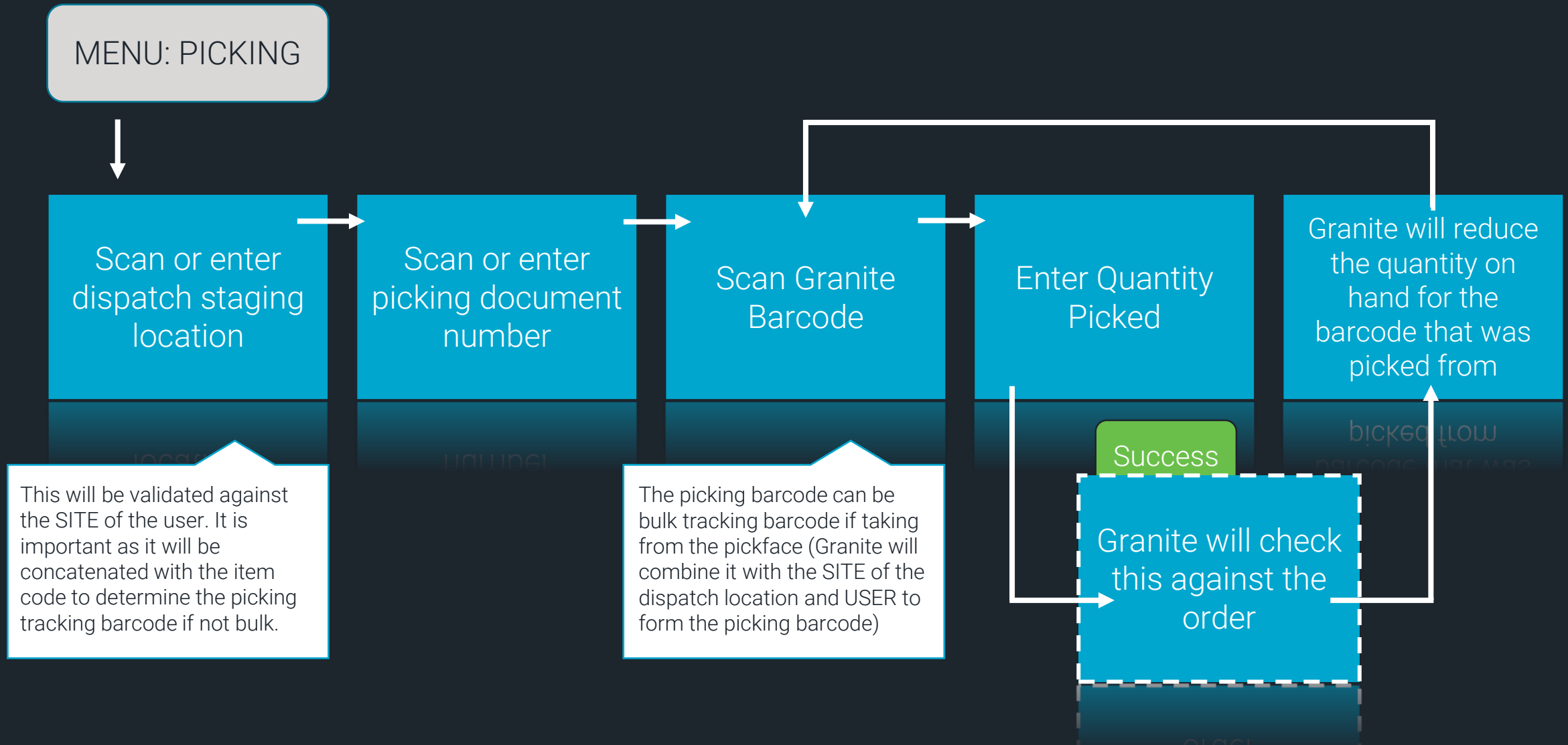
For Example: The Picking Process

The following shows an example of how the picking process is executed through GraniteWMS.

Taking the User through a simple step-by-step process.



PICKING: Process Steps



09:17

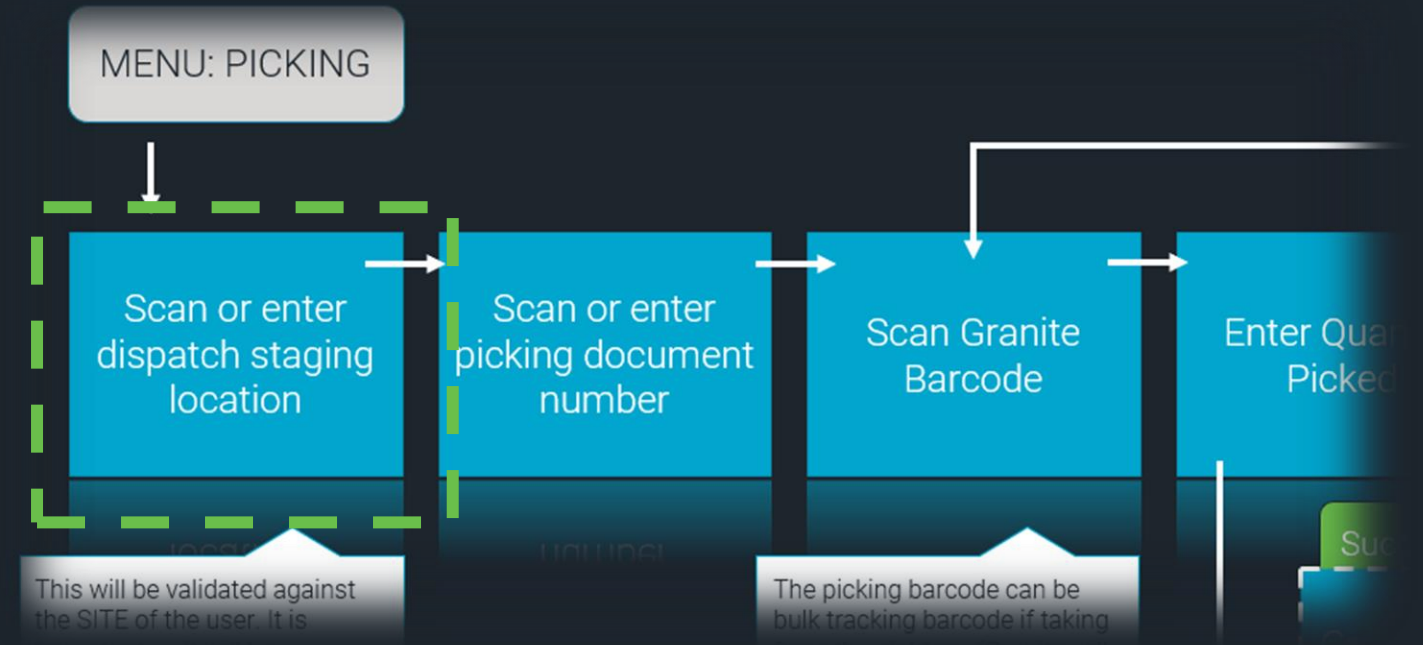
192.168.16.3:333/GraniteWeb/AkyDg

PICKING

Dispatch Staging Location*

|

Process Flow Steps on Scanner Interface



GRANITE
WAREHOUSE MANAGEMENT SYSTEM

Process Flow Steps on Scanner Interface

09:17

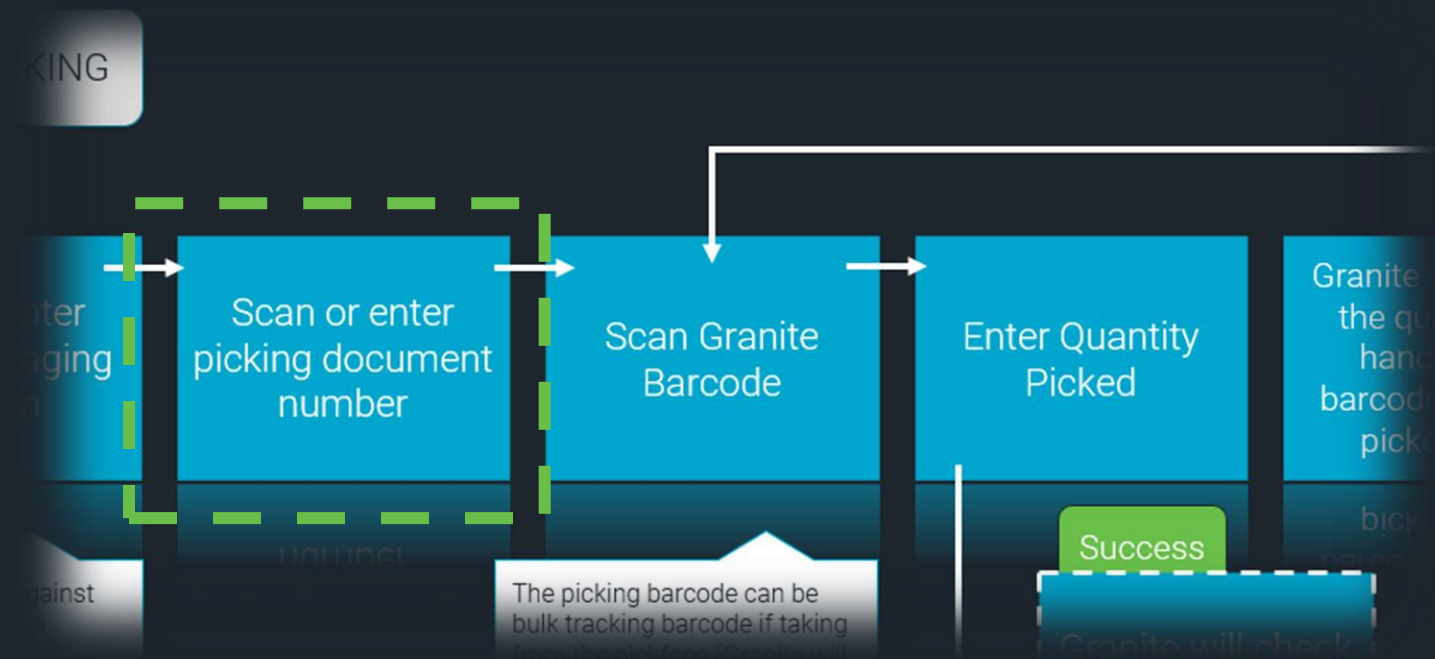
192.168.16.3:333/GraniteWeb/AkyDg

PICKING

Picking Document Number*

|

Picking Location JDISPATCH



GRANITE
WAREHOUSE MANAGEMENT SYSTEM

09:17

192.168.16.3:333/GraniteWeb/AkyDg

PICKING

Granite Barcode (Site+ItemCode)*

|

Document **Z43424** 97% Completed

Description **Sales Order – CustPO:777379**

Trading Partner **RTCS Rand Transmission**

Company (S A) (Pty) Ltd

ERPLocation **77**

vb | m | x

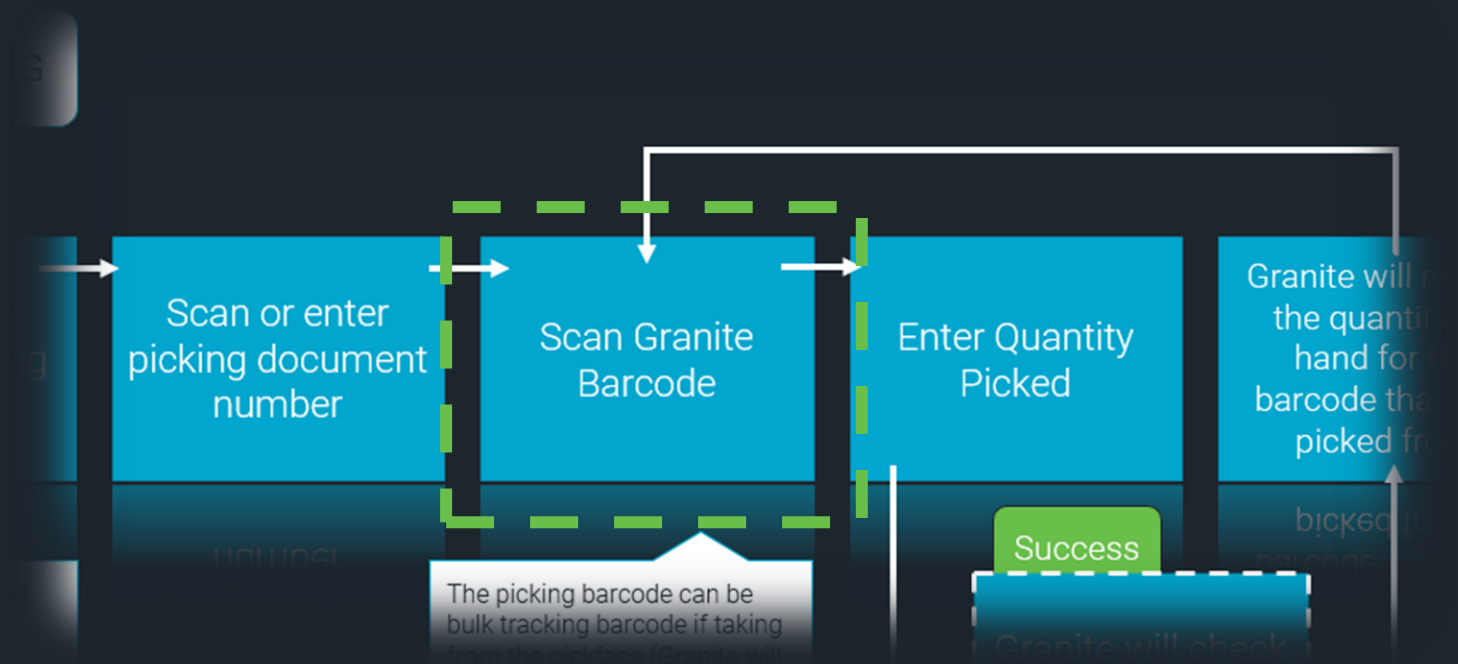
Q W E R T Y U I O P

A S D F G H J K L

↑ Z X C V B N M ↵

123 | | space return

Process Flow Steps on Scanner Interface



GRANITE
WAREHOUSE MANAGEMENT SYSTEM

Process Flow Steps on Scanner Interface

09:17

192.168.16.3:333/GraniteWeb/AkyDg

PICKING

SITE+ITEM:J-CH 12B-1 SYN Final Step in Process

Qty Picked*

|

Document Z43424 97% Completed

Description Sales Order – CustPO:777379

Trading Partner RTCS Rand Transmission Company (S A) (Pty) Ltd

ERPLocation 77

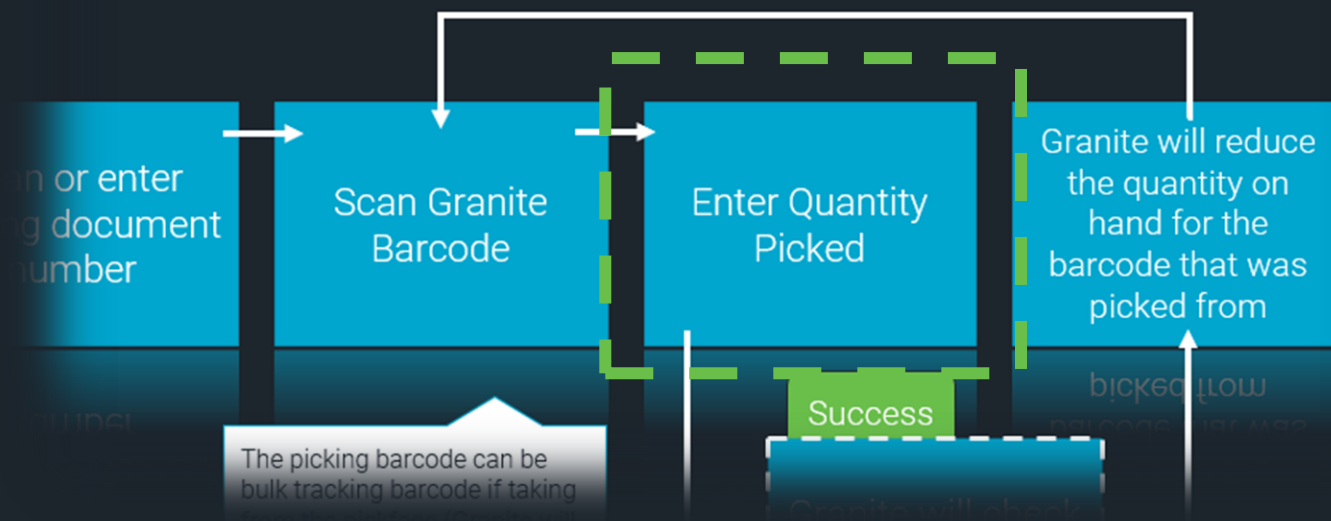
vb | m | x

Q W E R T Y U I O P

A S D F G H J K L

↑ Z X C V B N M ↵

123 | | space return



GRANITE
WAREHOUSE MANAGEMENT SYSTEM

09:17

192.168.16.3:333/GraniteWeb/AkyDg

PICKING

Document Complete

Dispatch Staging Location*

|

vb | m | x

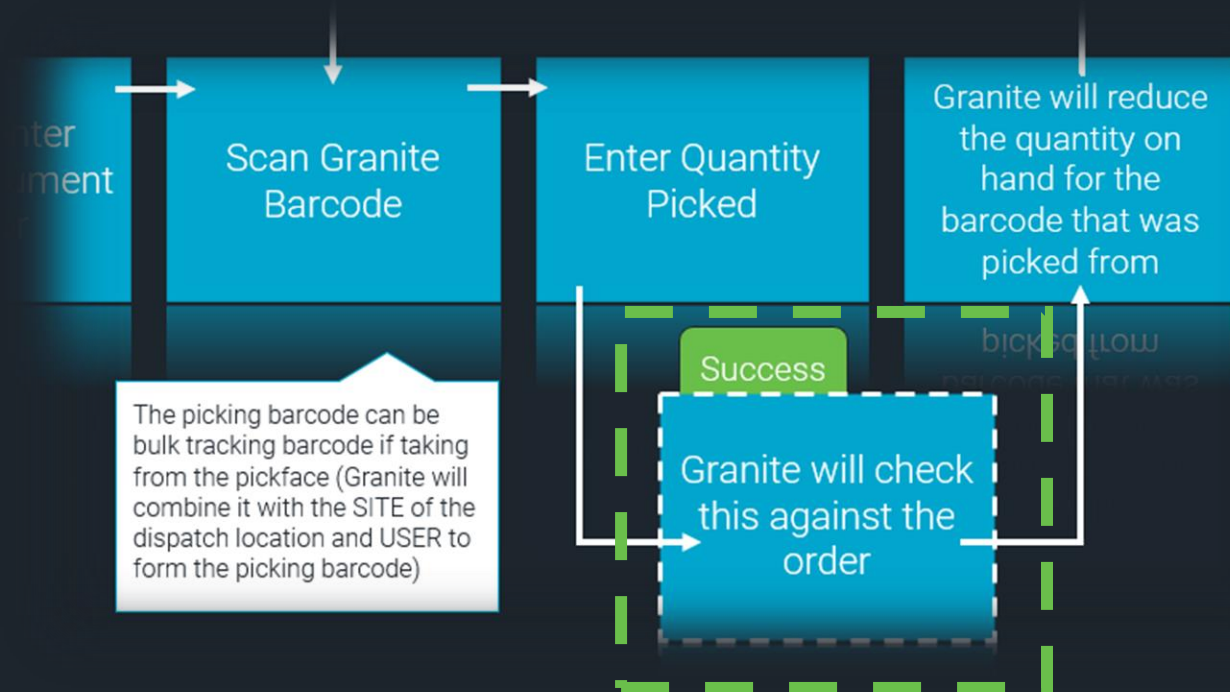
Q W E R T Y U I O P

A S D F G H J K L

↑ Z X C V B N M ↵

123 globe mic space return

Process Flow Steps on Scanner Interface



GRANITE
WAREHOUSE MANAGEMENT SYSTEM

Error Messages and Notification on the Interface

Red = Error
(Cannot Proceed with the Transaction)

09:17

192.168.16.3:333/GraniteWeb/AkyDg

PICKING

Cannot find information on barcode J-6003 2RS C3 FAG

SITE+ITEM: J-6003 2RS C3 FAG

Granite Barcode (Site+ItemCode)*

Document

L04294 0% Completed

Description

SCT-Requested By:QUE

Trading Partner

30 Durban

ERPLocation

77

Picking Location

J-DISPATCH

2 GE50 GS 2RS NEU

0-3

GE50 GS 2RS (GEH50 ES 2RS)

From Location 77

Transit Location GIT

To Location 30

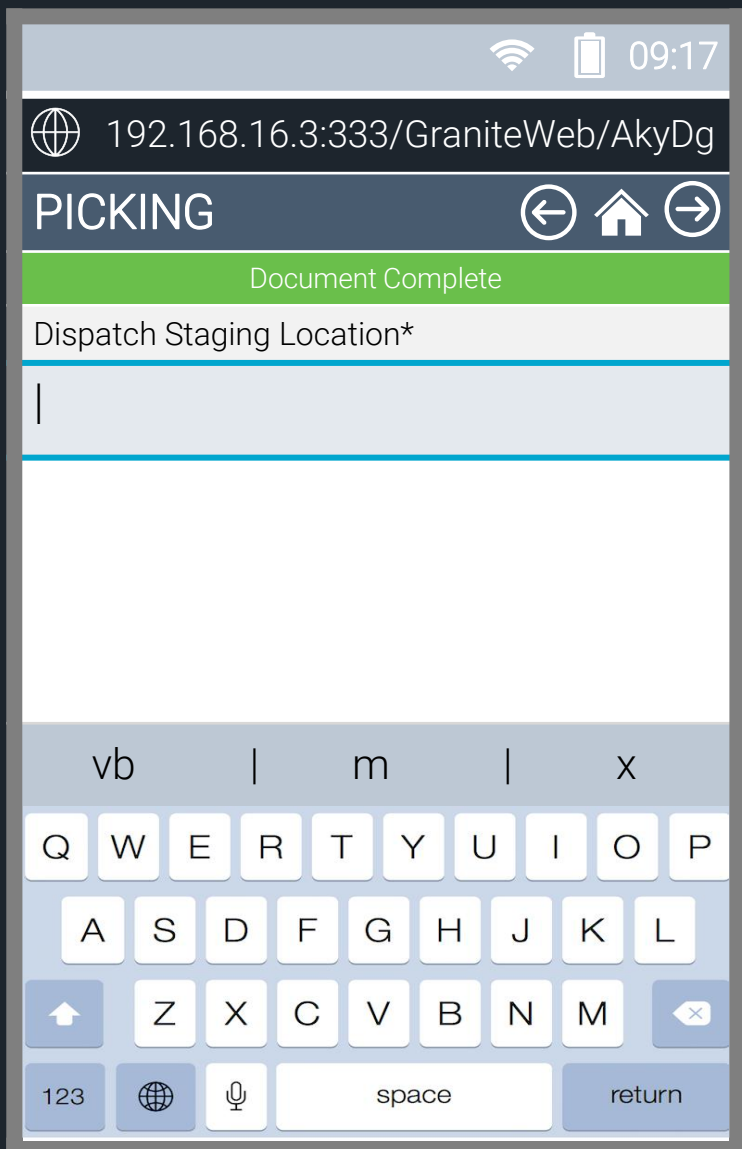
Comment

Previous

Completed Show/Hide

Next





Error Messages and Notification on the Interface

Green = Transaction Completed



GRANITE
WAREHOUSE MANAGEMENT SYSTEM

09:17

192.168.16.3:333/GraniteWeb/AkyDg

PICKING

SITE+ITEM:J-CH 12B-1 SYN Final Step in Process

Qty Picked*

|

Document Z43424 97% Completed

Description Sales Order – CustPO:777379

Trading Partner RTCS Rand Transmission

Company (S A) (Pty) Ltd

ERPLocation 77

vb | m | x

Q W E R T Y U I O P

A S D F G H J K L

↑ Z X C V B N M ↵

123 🌐 🗣️ space return

Error Messages and Notification on the Interface

Blue= Final Step in the Process



GRANITE
WAREHOUSE MANAGEMENT SYSTEM

Interface in Detail

192.168.16.3:333/GraniteWeb/AkyDg

PICKING

SITE+ITEM: J-6003 2RS C3 FAG

Granite Barcode (Site+ItemCode)*

|

Document	L04294 0% Completed
Description	SCT-Requested By:QUE
Trading Partner	30 Durban
ERPLocation	77

Picking Location J-DISPATCH

2 GE50 GS 2RS NEU
GE50 GS 2RS (GEH50 ES 2RS)
From Location 77
Transit Location GIT
To Location 30
Comment

0-3

Previous Completed Show/Hide Next

This is the notification bar. It will either be white (when there is no message) or green, blue or red (as explained on the previous slides)

The current process step you are busy with

Press on this space to type a number or word or scan a barcode

Document info

The picking location

The quantity left to scan

0-3: 0 out of 3 items have been scanned

1-3: 1 out of 3 items have been scanned

2-3: 2 out of 3 items have been scanned

GraniteWMS is a leader in mid-market business warehousing software

Our solution can stand alone or be integrated into Sage 300, Sage 200 Evolution, or SAP Business One.

sage 200

sage 300



We offer a simple and inexpensive subscription service that includes all:

- Licenses
- Implementation
- Support
- Upgrades



GRANITE
WAREHOUSE MANAGEMENT SYSTEM

Contact the **GraniteWMS** Team Today



0861 222 254



info@granitewms.com



www.granitewms.com



GRANITE
WAREHOUSE MANAGEMENT SYSTEM